

**MINISTRY OF INVESTMENTS AND FOREIGN TRADE OF
THE REPUBLIC OF UZBEKISTAN**

**Uzbekistan: Creation of a cluster for integrated waste
management**

CENTER FOR DEVELOPMENT OF INVESTMENT PROJECTS


Uzbekistan main socio-economic indicators (2019)



Square
448,978 km²



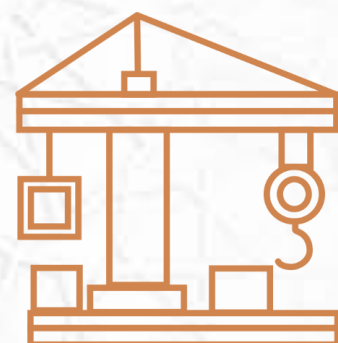
Population
33,5mln.
(average age - 29 years)



Income Growth
7,1%



Urbanization
~50%



Industry growth
Growth in 2017 6%
Growth in 2018 9.9%



GDP
\$ 50.5 billion
5.1% annual growth



State debt
21.8% of GDP, "moderate" by
World Bank rating



Dynamic export growth *
Export 13.7 billion US dollars
(22% increase by 2018)



Stable fiscal position

- 1.1% of GDP 2018
- 1% of GDP 2019



In 2020, 69 position
In 2019, 76 positions
In 2015, 141 positions*

(for 9 months of 2019)

“Creating a cluster for integrated waste management”

Purpose:

The country is consistently implementing policies in the field of environmental protection, rational use of natural resources, as well as improving the sanitary and environmental conditions of the regions.

Continuing practical measures requires the creation of an effective system for the collection, transportation, recycling, processing and disposal of municipal solid waste, preventing their harmful effects on public health and the environment

Tasks:

Creation of an effective and modern system for the processing of municipal solid waste; reduction in the volume of municipal solid waste sent for landfill to landfills; use of solid domestic waste in the form of alternative energy sources.

The effect:

Ensuring the processing of waste generated in the project area.

An increase in the volume of processing specific waste (mercury containing waste, tires, batteries, waste oils, packaging waste, etc.).

Reducing the volume of waste sent for landfill.

Use of alternative energy sources at waste management facilities.

Market Position:

According to calculations, the forecast of the annual volume of solid waste generation in the Republic of Uzbekistan is estimated at 14–14.5 million tons, and taking into account the population growth dynamics by an average of 1.5% by 2028, this figure can reach 16–16.7 million tons. .

Currently, the volume of recycled household waste in the republic is only 10-12%.

S

The actual absence of a cluster system for integrated waste management. Favorable conditions have been created for attracting investments in the sphere of waste management.

W

Poor infrastructure for the collection and logistics of waste generated. The presence of a large amount of inert and non-recyclable waste in their morphological composition

O


During processing, the extraction of secondary material resources for their further processing.
Obtaining biological fertilizers and alternative fuels.

T

The lack of economic motivation among the population to participate in the separate collection of resource-valuable fractions of waste generated. Low profitability of business entities involved in waste management. Shortage of professional personnel.


Key project indicators

 **Cost**
40 ml. USD

 **Power**
26 thousand tons / year

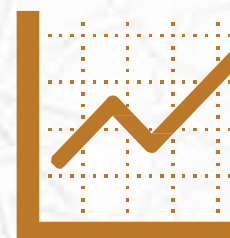
 **Equipment**
28,5 thousand US dollars

 **Building**
6,5 million US dollars

 **Technics**
5 million US dollars

Forecast Results
(million US dollars)

	1 year	2 year	3 year	4 year
Revenue	18,6	20,1	21,7	23,2
EBITDA	14,1	14,6	15,1	15,7

 **IRR**
12,34 %

 **NPV**
24,0 mln. USD

 **Payback period**
5 years